

**Internet Safety Technical Taskforce
2nd Meeting, 2008, Washington, DC**

**Youth exposure to pornography and
violent web sites**

Michele L. Ybarra MPH PhD
Internet Solutions for Kids, Inc.



* Thank you for your interest in this presentation. Please note that analyses included herein are preliminary. More recent, finalized analyses may be available by contacting ISK for further information.



Roadmap for today's discussion

- Exposure to x-rated material
 - Examination of unwanted and wanted exposure
 - Comparisons of online and offline exposure
- Exposure to violence online
 - Hate sites
 - Death sites
 - Sites depicting scenes of war, death, terrorism
 - Cartoon sites
- If it's built, will they come??

Growing up with Media Survey

- 1,588 households
- Online Survey
 - Baseline data: August and September, 2006
 - Follow-up: **October – December, 2007** (76% rr)
- Eligibility criteria:
 - Youth:
 - Between the ages of 10-15 years
 - Use the Internet at least once a month for the last 6 months
 - English speaking
 - Adults
 - Member of the Harris Poll OnLine
 - Equally or most knowledgeable about youth's media use
- Funded by the CDC (U49/CE000206)

Youth Internet Safety Surveys

- 1,500 households were surveyed
- Random digit dial telephone survey
- Eligibility criteria:
 - Youth:
 - Between the ages of 10-17 years
 - Use the Internet at least once a month for the last 6 months
 - English speaking
 - Adults
 - Equally or most knowledgeable about youth's Internet use
- YISS-1 conducted 1999-2000; YISS-2 conducted in 2005 by Dr. David Finkelhor and colleagues at UNH

Unintentional exposure to x-rated material

YISS Definition

In the last 12 months:

Have you been on a website that showed pictures of naked people or of people having sex when you did not want to be on such a site?

Have you opened an email or instant message with advertisements or links to x-rated web sites when you did not want to receive them.

Demographic profile of youth reporting unwanted exposure to porn

Among 1,501 10-17 year olds surveyed in 2005 YISS-2:

- 34% reported an unwanted exposure (*40% reported ANY exposure*)
 - 54% were boys
 - Most (76%) were older youth (14-17)

Where did the unwanted exposures happen?

- 83% happened while surfing the web
 - 40% occurred when doing online searches
 - 17% clicked on links within sites
 - 12% were from misspelled web addresses
- 18% came in the form of an email or IM

Wolak, Finkelhor and Mitchell, 2006

Demographic profile of youth reporting unwanted exposure to porn

Similarly, in the UK...

- 57% of 9-19 year olds who use the Internet weekly have been exposed to pornography.
- As age increases, the likelihood of exposure also increases: 21% of 9-11 year olds, 58% 12-15 year olds, and 76% of 16-17 year olds
- Most is unintentional exposure:
 - 38% from a pop-up
 - 36% accidentally found themselves on a website
 - 25% received pornographic junk mail

Livingstone & Bober, 2005

What does it mean to be “unwanted”

21% in YISS2 said they could tell it was x-rated before entering (Wolak, Finkelhor, Mitchell, 2006)

- Perhaps they didn't understand the term "x-rated" until they *saw* it
- Perhaps they saw a different type (e.g., more extreme) of pornography than they were expecting

Other important event characteristics

- There is significant overlap of youth reporting unwanted and wanted exposure
 - Those reporting unwanted exposure are 2.8 times more likely to report wanted exposure than those not reporting unwanted exposure to sexual material online.
- 2% report going back to the web site

Wolak, Finkelhor and Mitchell, 2006

Synopsis

- Unwanted exposure is reported more commonly than wanted exposure
- Older youth are more likely to report unwanted exposure to sexual material
- Exposure occurs during a web search versus an email/IM link about 4:1
- Those who report unwanted exposure are more likely to report wanted exposure to x-rated material

Intentional exposure to x-rated material

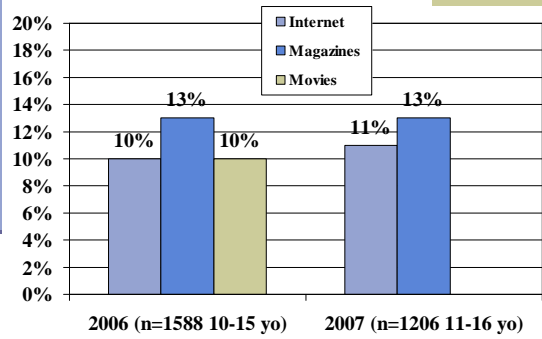
Definition

In the last 12 months, have you:

- Gone to or seen an X-rated or “adult” **website** where the main topic is sex
- Watched an X-rated **movie** at a friend’s house, your house, or in the theater where the main topic was sex?
- Looked at an X-rated **magazine** on purpose, like Playboy, where the main topic was sex?

Definitions based upon those fielded in YISS-1

Frequency of intentional exposure: GuwM



Wacky Internet data?

Youth Internet Safety Survey 1:

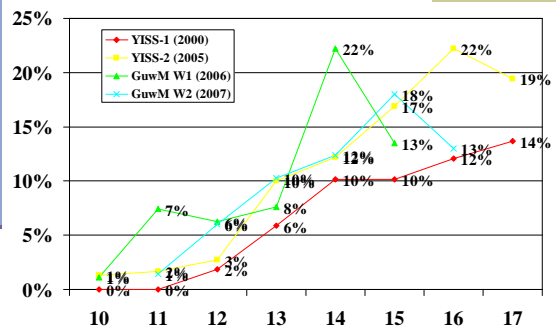
- 8% reported looking at x-rated material online
- 12% reported looking at x-rated material offline
- 7% reported looking at x-rated material in magazines
- 8% reported looking at it in movies or videos

Youth Internet Safety Survey 2:

13% reported looking at x-rated material online (no data for offline exposure)

YISS-1 data: Ybarra & Mitchell (2005) Exposure to Internet pornography among children and adolescents: A National Survey. *CyberPsychology and Behavior* 8(5), 473-486.
 YISS-2 data: Wolak, Mitchell, and Finkelhor (2006) Online Victimization of Youth: Five Years Later. Available online at: <http://www.unh.edu/ccrc/internet-crimes/papers.html>

...online exposure across age and time



Demographic profile of youth looking at internet porn

Among 1,206 11-16 year old youth in GuwM 2 (Oct-Dec, 2007):

- 80% male (OR = 4.2, p<.001)
- 14.4 years old (OR = 1.3, p<.001)

How did they hear about the site? (top 5):

- From a friend: 53%
- Search engine: 30%
- Another web site: 29%
- Typed in an address to see what would come up: 22%
- Pop-up ad: 22%

Psychosocial profile of Internet porn seekers (GuwM2)

- Physical bullying (OR = 4.6, p<0.001)
- Getting into fights (OR = 3.1, p<.001)
- Poor academic performance (OR = 2.7, p<.002)
- Carrying a weapon to school in the past 30 days (OR = 6.6, p=0.01)
- Poor relationship with caregiver (poor monitoring: 1.3, p=0.006; poor emotional bond: 1.2, p=0.006)
- Substance use (alcohol: 7.9, p<0.001; cigarettes: 6.6, p<.001; Marijuana: 5.5, p<.001)
- Seriously violent behavior: OR = 7.1 p <.001

These youth are significantly more likely to have a lot of things going on

Measures refer to 'ever in the last year'. Caregiver-child relationship variables are a summation of related indicators (e.g., "how often do your caregiver know where you are when you're not at home")

Synopsis

- Older youth and boys are more likely to report looking at x-rated material. Children are not likely to look at porn (<1%)
- The Internet is **not** the most common access point for x-rated material.
- Youth reporting exposure to x-rated material are more likely to also report a myriad of other concurrent psychosocial problems. It is possible that x-rated material is a marker for concern for some youth whereas in other cases it is a marker for developmentally normative sexual curiosity.

Exposure to violent web sites

Definitions

- A “hate” site is one that tells you to hate a group of people because of who they are, how they look, or what they believe.
- A “death” website that shows pictures of dead people or people dying. Some people call these “snuff” sites.

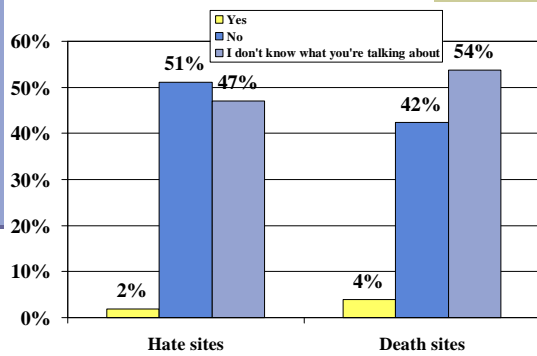
Definitions based upon YISS-1

Definitions

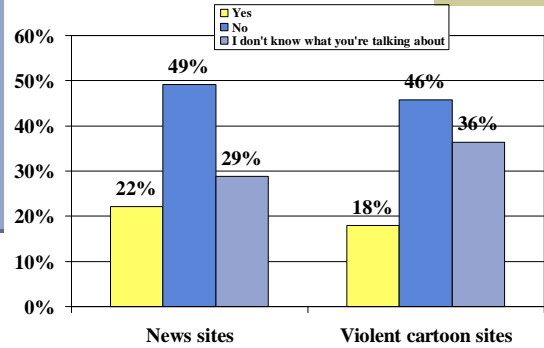
- A website, including news-related sites, that shows pictures of war, death, “terrorism”
- A website (that’s not an online game) that shows cartoons, like stick people or animals, being beat up, hurt, or killed

Definitions specific to GuwM

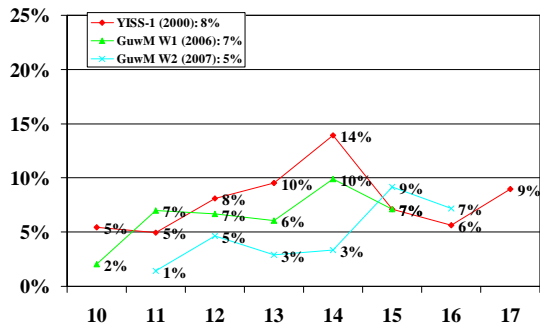
Frequency of exposure GuwM Wave 2



Frequency of exposure GuwM Wave 2



...online exposure across age and time



Demographic profile of youth looking at hate and death sites

Among 1,206 11-16 year old youth in GuwM 2 (Oct-Dec, 2007):

- 50% male (OR = 0.9, p=0.83)
- 13.4 years old (OR = 1.3, p=0.009)
- 74% are White (OR = 1.1, p=0.91)
- 15% are Hispanic (OR = 1.0, p=0.96)

Of those who went to a site, how did they hear about it? (top 3)

- Hate sites:** Friend (50%), Link from another site (22%), Typed it in (17%)
- Death sites:** Friend (71%), search engine (31%), email (30%)

Psychosocial profile of seekers of hate and death web sites in 2007

- Physical bullying (OR = 4.4, p<0.001)
- Getting into fights (OR = 4.3, p<.001)
- Carrying a weapon to school in the past 30 days (OR = 7.0, p=0.007)
- Poor relationship with caregiver (poor monitoring: 1.4, p<.001; poor emotional bond: 1.3, p<.001)
- Substance use (alcohol: 6.0, p<0.001; cigarettes: 6.4, p<.001; Marijuana: 5.4, p<.001)
- Seriously violent behavior: OR = 10.1, p <.001

These youth are significantly more likely to have a lot of things going on

Measures refer to 'ever in the last year'. Caregiver-child relationship variables are a summation of related indicators (e.g., "how often do your caregiver know where you are when you're not at home")

Synopsis

- Older youth are more likely to seek out violent web sites, but there are no apparent differences between boys and girls
- The 1-year prevalence rates of exposure to death sites and hate sites are low: 2-4%
- In addition to exposure to violent web sites, these youth are significantly more likely to have other challenges going on in their lives

If it's built,
Will they come?

NO

..or at least, not always..

What happened to kids who didn't *know* about these sites?

- Just *knowing* about a web site is not enough for kids to go to them – even if it's a “new” type of site that some youth might find intriguing
- It seems that there are other factors that influence one's decision to visit these sites
- This is *good* news for us (bad news for researchers, who are struggling to figure out how to get kids to go to their health sites, and keep them coming back!)

Final thoughts

- Given that knowledge about unsavory web sites is insufficient to predict whether a youth has visited the site
 - Figuring out *why* some youth seek out / visit violent web sites whereas others don't seems likely to be a key to prevention efforts.
- Based upon youth-report, the Internet does not appear to be a 'risk environment' for x-rated exposures differently than the offline environment (movies and magazines).
 - Only when we are clear about the influence the Internet is and is not having on youth behavior will we be able to affect appropriate intervention strategies.

***After* slides**

What is an “OR”?

An odds ratio (OR) is the ratio of the odds that someone exposed (e.g., to a violent web site) will report the behavior (e.g., bullying) versus the odds that someone not exposed will report the behavior

For example, let's say:

	Behavior reported (e.g., bullying)	No behavior reported (not bullying)
Exposure (e.g., visiting a type of violent web site)	8 teens	2 teens
No exposure (e.g., not visiting the web site in question)	12 teens	78 teens

***After* slides**

Thus, (from the grid on the previous slide):

8 out of 10 youth exposed also report the behavior (so the odds are 8:2 or 4)

12 out of 90 youth not exposed also report the behavior (so the odds are 12:78 or 0.15)

The ratio of these odds is 26 (4/0.15)

***After* slides**

The ratio of the odds = odds ratio = OR = 26

Those with the exposure are 26 times more likely to report the behavior than those without the exposure.

Note: as you can see in the grid, this does not mean that all youth with the exposure will report the behavior, or that those who report the behavior always report the exposure. But, the odds are higher that the two will co-occur than not...

***After* slides**

So, what's the relevance to the current slides?

Well, for example the odds that youth who report going to hate and death sites engage in externalizing behaviors are significantly higher than youth who do not (e.g., the OR = 10 related to seriously violent behavior with respect to youth visiting hate/death sites versus not).

Again: not all youth who have visited hate and death sites in the past year report these externalizing behaviors. And, not all youth who report these externalizing behaviors also visited these web sites. But, the odds that they co-occur are higher than that they don't....